

## SHP-TS Super SHP-TS 70W/CL E27 SLV 0020678



### Product features

- A range of High Pressure Sodium lamps with high xenon pressure boost luminous efficacy up to 150lm/w, - Long life between 24,000 and 32, 000 hours, - Strong performance and high reliability, - For use in Carparks, Street and Flood lighting applications



### PRODUCT OVERVIEW

|                                 |                                |
|---------------------------------|--------------------------------|
| Product name                    | SHP-TS 70W/CL E27 SLV          |
| Technology                      | HID                            |
| Watt (Rated) (W)                | 72                             |
| Type                            | SHP-TS                         |
| Cap/Base                        | E27                            |
| Lamp finish                     | Clear                          |
| Fixture rating                  | Open                           |
| General application             | Logistics & Industry           |
| ETIM Class                      | EC000821                       |
| E-number FI                     | 4845503                        |
| E-number SE                     | 8358012                        |
| E-number Norway                 | 3824256                        |
| Luminous flux (lm)              | 6600                           |
| Colour temperature (K)          | 2050                           |
| CRI (Ra)                        | 20                             |
| Colour Variation Initial (SDCM) | N/A                            |
| Photobiological Risk Group      | Not applicable                 |
| Wattage (W)                     | 72                             |
| Product Voltage (V)             | 90                             |
| Dimmable                        | No                             |
| Dimming method                  | Mains: leading / trailing edge |
| Average life (Nominal) (h)      | 30000                          |
| Product EAN number              | 5410288206783                  |

### DATA TABLE

#### General data

|                     |                       |
|---------------------|-----------------------|
| Product name        | SHP-TS 70W/CL E27 SLV |
| Technology          | HID                   |
| Watt (Rated) (W)    | 72                    |
| Type                | SHP-TS                |
| Cap/Base            | E27                   |
| Lamp finish         | Clear                 |
| Fixture rating      | Open                  |
| General application | Logistics & Industry  |
| ETIM Class          | EC000821              |

## SHP-TS Super

*SHP-TS 70W/CL E27 SLV*  
0020678

|                 |         |
|-----------------|---------|
| E-number FI     | 4845503 |
| E-number SE     | 8358012 |
| E-number Norway | 3824256 |

### Optical data

|  |                |
|--|----------------|
| Luminous flux (lm)                                 | 6600           |
| Luminous flux (Rated) (lm)                         | 6600           |
| Ambient temperature for maximum luminous flux (°C) | 25             |
| Colour temperature (K)                             | 2050           |
| CRI (Ra)   | 20             |
| Colour Variation Initial (SDCM)                    | N/A            |
| Adjustable chromaticity                            | N              |
| Photobiological Risk Group                         | Not applicable |
| Rated lumen maint. factor (%) at 4000 h 50Hz       | 96             |
| Rated lumen maint. factor (%) at 6000 h 50Hz       | 94             |
| Rated lumen maint. factor (%) at 8000 h 50Hz       | 93             |
| Rated lumen maint. factor (%) at 12000 h 50Hz      | 91             |
| Rated lumen maint. factor (%) at 16000 h 50Hz      | 90             |
| Rated lumen maint. factor (%) at 20000 h 50Hz      | 89             |

### Electrical data

|                                 |                                |
|---------------------------------|--------------------------------|
| Wattage (W)                     | 72                             |
| Current (A)                     | 0.98                           |
| Product Voltage (V)             | 90                             |
| Control gear required           | Yes                            |
| Transformer required            | No                             |
| Dimmable                        | No                             |
| Dimming method                  | Mains: leading / trailing edge |
| Lamp Energy Label (class)       | G                              |
| kWh per 1000 hours burning time | 77                             |

### Lifetime data

|   |       |
|---|-------|
| Average life (Nominal) (h)                | 30000 |
| Average life (Rated) (h)                  | 30000 |
| Life T90                                  | 16000 |
| Rated survival factor (%) at 2000 h 50Hz  | 100   |
| Rated survival factor (%) at 4000 h 50Hz  | 100   |
| Rated survival factor (%) at 6000 h 50Hz  | 99    |
| Rated survival factor (%) at 8000 h 50Hz  | 99    |
| Rated survival factor (%) at 12000 h 50Hz | 96    |
| Rated survival factor (%) at 16000 h 50Hz | 90    |

## SHP-TS Super SHP-TS 70W/CL E27 SLV 0020678

Rated survival factor (%) at 20000 h  
50Hz 81

### Physical data

|                               |       |
|-------------------------------|-------|
| Nominal Product Length (mm)   | 156   |
| Nominal Product Diameter (mm) | 39    |
| Max. Lamp Diameter (mm) - D   | 39    |
| Weight (kg)                   | 0.053 |

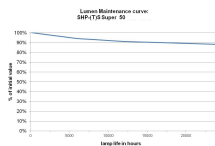
### Packaging

|                                       |                |
|---------------------------------------|----------------|
| Single packaging type                 | Carton         |
| Product EAN number                    | 5410288206783  |
| Packaging single length / height (cm) | 20.0           |
| Packaging single width (cm)           | 4.2            |
| Packaging single depth (cm)           | 4.2            |
| DUN14 (outer)                         | 15410288206780 |
| Units per outer package               | 40             |
| Packaging outer length / height (cm)  | 42.0           |
| Packaging outer width (cm)            | 28.0           |
| Packaging outer depth (cm)            | 21.0           |

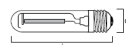
### Safety data

|  |            |
|--|------------|
| Lamp mercury content (mg)                  | 10.80      |
| Breakage cleaning instructions             | Applicable |
| Recommendation for disposal at end of life | Applicable |
| Special purpose lamp                       | No         |
| Suitable for household illumination        | No         |

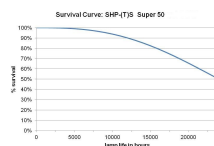
## TECHNICAL DRAWINGS



SHP-TS



| SHP-TS | 35W | 50W | 70W | 100W | 150W | 250W | 400W |
|--------|-----|-----|-----|------|------|------|------|
| L      | 156 | 156 | 211 | 211  | 260  | 292  |      |
| D      | 39  | 39  | 48  | 48   | 48   | 48   |      |




# SYLVANIA

SHP-TS Super  
SHP-TS 70W/CL E27 SLV  
0020678



SYLVANIA

0020678



**72**  
kWh/1000h




2019/2015

# SYLVANIA

SHP-TS Super  
SHP-TS 70W/CL E27 SLV  
0020678



0020678



**72**  
kWh/1000h



2019/2015