



The original: HALOTRONIC MOUSE®.

HTM® 70 and 105 with two luminaire connections.



SEE THE WORLD IN A NEW LIGHT



HALOTRONIC MOUSE[®] – the versatile electronic transformers from OSRAM.

HALOTRONIC MOUSE[®] (HTM[®]) transformers from OSRAM are the perfect choice for modern uncomplicated installations of low-voltage halogen light. These innovative electronic transformers are extremely compact, universally dimmable and exceptionally reliable. With the flexible 70 W and 105 W versions and the powerful 150 W version, the HTM[®] family offers three wattages to cover all applications.

As agile as a real mouse, for installation in tiny ceiling cut-outs.


HALOTRONIC MOUSE[®] has a unique design, perfect for its intended applications. With their rounded shape and small dimensions, these transformers are ideal for tricky locations. They are so light and agile they can slip into the tiniest spaces in recessed ceilings.

For a standard ceiling opening with a diameter of 68 mm, the HTM[®] 150 needs a depth of only 75 mm (or 120 mm for an opening of 55 mm). HTM[®] 70 and HTM[®] 105 need even less space. For openings of 68 mm and 55 mm, they need just 48 mm and 60 mm respectively.

Impressive quality, safety and reliability.

The MOUSE transformers from OSRAM meet all the requirements and standards relating to safety, operation and electromagnetic compatibility. They carry the symbols:



HALOTRONIC MOUSE[®] has reversible protection against short-circuits, high temperatures and overloads. The units can be dimmed with leading-edge phase dimmers (for inductive loads) and trailing-edge phase dimmers. 

HTM[®] has been successfully used in millions of installations and is exceptionally reliable – what's more it comes at a very tempting price.



The wired 150 W Mouse is inserted in the opening with the primary side first.




All the "mice" are suitable for small ceiling openings with a diameter of 55 mm.



Its asymmetrical shape means the transformer can be easily installed in shallow suspended ceilings.



**HTM® 70 and HTM® 105:
neat and practical.**



**HTM® 150:
flexible and powerful.**

Connection of up to two luminaires.

HTM® 70 and HTM® 105 now have three pairs of terminals, one primary pair and two secondary pairs. One or two luminaires can be connected without any problem at all. The reliable high-quality terminals are housed in a terminal block. They cannot distart, so they prevent the unit from being damaged when they are being wired up.

Captive fixing screw in the cap.

Simple but effective. The fixing screw for the HTM® 70 and HTM® 105 is held captive in the cable clamp cap. This means that the units are much easier to install and there's no need to keep going up and down ladders to retrieve screws that have dropped out.

A wide variety of cable cross-sections.

The HTM® 70 and HTM® 105 units can not only be wired with NYM cables, but additionally also a wide range of cable crosssections: round cables with a diameter of 5.5 to 10 mm and oval cables from 6x3.5 mm to 8x5 mm. The cable clamp comes with the established and extremely reliable screw-down feature. It's advantage is obvious: different types of connecting cables are reliably clamped in accordance with the relevant standards. This makes the units more versatile and reduces the liability risk for electricians. Proper cable clamp for the cabling is essential for correct installation of low-voltage systems.

Simple wiring and connection of up to six luminaires.

Two terminal pairs on the primary side make for simple through-looping from unit to unit. Three terminal pairs on the secondary side enable up to six luminaires to be connected. As in the case of the small wattages too, different cable cross-sections can be used and clamped according to the relevant standards.

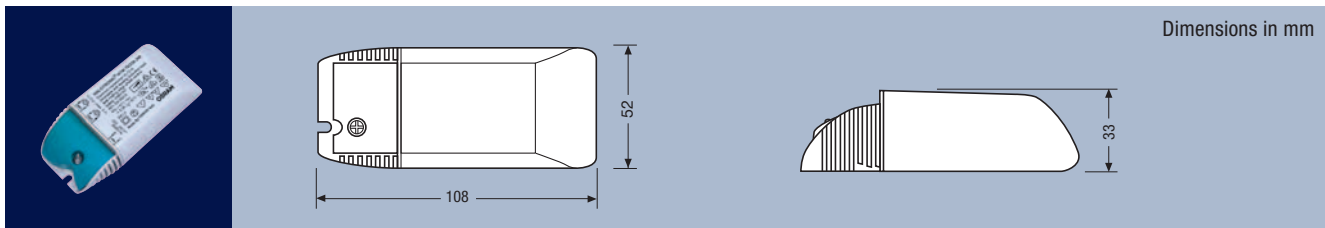
No losses at high ambient temperatures.

Despite its high output power and compact dimensions, the HTM® 150 is approved for use in ambient temperatures of up to 45 °C (t_a = 45 °C) – due to its low losses.
















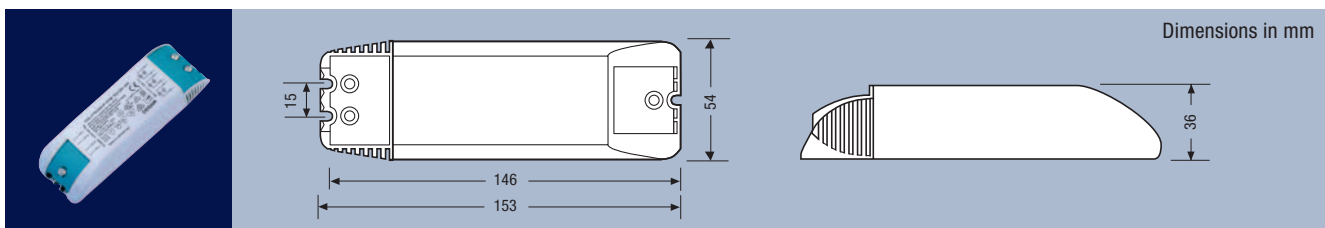
Modern art: With HALOTRONIC MOUSE® even highly demanding installations can be completed quickly, easily and professionally.

TECHNICAL DATA




HALOTRONIC MOUSE® – HTM® 70 und 105

Reference	HTM 70/230-240	HTM 105/230-240
Rated voltage	230 V/240 V	230 V/240 V
Rated current	0,27 A _{rms}	0,41 A _{rms}
Mains frequency	50 – 60 Hz	50 – 60 Hz
Secondary voltage (at 230 V)	11,2 V (70 W), 11,2 V (20 W)	11,3 V (105 W), 11,4 V (35 W)
Partial load operation	20 – 70 W	35 – 105 W
Dimming 	with leading-edge (for inductive loads) and trailing-edge phase dimmers	with leading-edge (for inductive loads) and trailing-edge phase dimmers
Max. permitted ambient temperature	t _a = 50 °C	t _a = 45 °C
Short-circuit protection	electronic shutdown, reversible	electronic shutdown, reversible
Overtemperature protection	electronic shutdown, reversible	electronic shutdown, reversible
Overload protection	electronic shutdown, reversible	electronic shutdown, reversible
Secondary side	2 terminal pairs: Connection of one or two luminaires	2 terminal pairs: Connection of one or two luminaires
Dimensions (l × b × h)	108 mm × 52 mm × 33 mm	108 mm × 52 mm × 33 mm
Ceiling opening/mounting height	∅ 55/60 mm ∅ 68/48 mm	∅ 55/60 mm ∅ 68/48 mm
Approval marks	     	     



HALOTRONIC MOUSE® – HTM® 150

Reference	HTM 150/230-240
Rated voltage	230 V/240 V
Rated current	0,57 A _{rms}
Mains frequency	50 – 60 Hz
Secondary voltage (at 230 V)	11,4 V (150 W), 11,5 V (50 W)
Partial load operation	50 – 150 W
Dimming 	with leading-edge (for inductive loads) and trailing-edge phase dimmers
Max. permitted ambient temperature	t _a = 45 °C
Short-circuit protection	electronic shutdown, reversible
Overtemperature protection	electronic shutdown, reversible
Overload protection	electronic shutdown, reversible
Primary side	2 terminal pairs: for through-wiring
Secondary side	3 terminal pairs: Connection of up to 6 luminaires depending on the used cable
Dimensions (l × b × h)	153 mm × 54 mm × 36 mm
Ceiling opening/mounting height	∅ 55/120 mm ∅ 68/75 mm
Approval marks	