



# MASTERColour CDM-Tm Elite Mini

## MC CDM-Tm Elite Mini 35W/930 GU6.5 1CT

Mini, single-ended, very high-efficiency, long-life Ceramic Metal Halide discharge lamp producing crisp white sparkling light with high color rendering

### Warnings and Safety

- Use only in totally enclosed luminaire, even during testing (IEC61167, IEC 62035, IEC60598)
- The luminaire must be able to contain hot lamp parts if the lamp ruptures
- Use only with electronic control gear
- For 50W use with Philips electronic gear only
- Control gear must include end-of-life protection (IEC61167, IEC 62035)
- A lamp breaking is extremely unlikely to have any impact on your health. If a lamp breaks, ventilate the room for 30 minutes and remove the parts, preferably with gloves. Put them in a sealed plastic bag and take it to your local waste facilities for recycling. Do not use a vacuum cleaner.

### Product data

General Information		Color rendering index (CRI)	
Cap-Base	GU6.5 [GU6.5]		90
Operating Position	UNIVERSAL [Any or Universal (U)]	Operating and Electrical	
Flux measurement reference	Sphere	Power Consumption	39.1 W
Light Technical		Voltage (Nom)	87 V
Color Code	930 [CCT of 3000K]	Voltage (Nom)	87 V
Color Designation	Warm White (WW)	Controls and Dimming	
Chromaticity Coordinate X (Nom)	0.434	Dimmable	No
Chromaticity Coordinate Y (Nom)	0.398	Mechanical and Housing	
Correlated Color Temperature (Nom)	3000 K	Bulb Finish	Clear
Luminous Efficacy (rated) (Nom)	3,950 lm/W		

# MASTERCoulour CDM-Tm Elite Mini

Bulb Shape	T13.3 [T 13.3mm]
<b>Approval and Application</b>	
Energy Efficiency Class	F
Mercury (Hg) Content (Max)	4.7 mg
Mercury (Hg) Content (Nom)	4.7 mg
Energy Consumption kWh/1000 h	40 kWh
EPREL Registration Number	1519237
<b>Product Data</b>	
Full product code	871829115382500

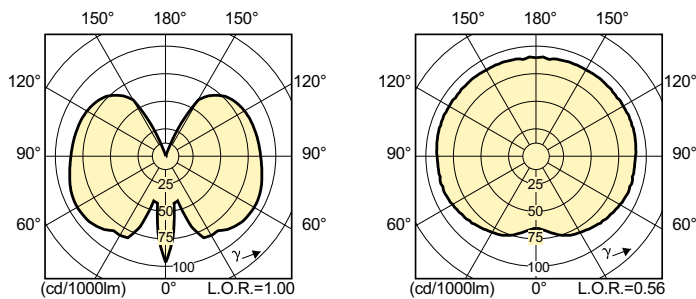
Order product name	MC CDM-Tm Elite Mini 35W/930 GU6.5 ICT
Order code	928187405130
Numerator - Quantity Per Pack	1
Numerator - Packs per outer box	12
Material number (12NC)	928187405130
Full product name	MC CDM-Tm Elite Mini 35W/930 GU6.5 ICT
EAN/UPC - Case	8718291153832

## Dimensional drawing

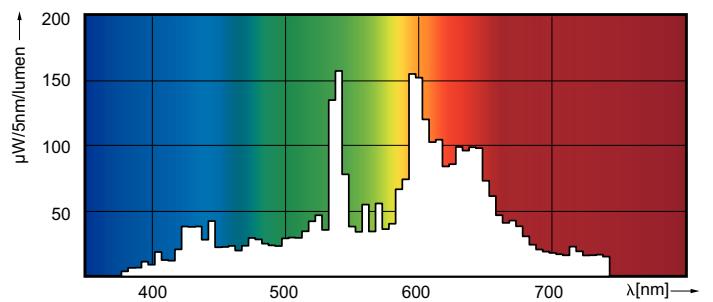
D

Product	D (max)	D	O	L (min)	L (max)	L	C (max)
MC CDM-Tm Elite Mini 35W/930 GU6.5 ICT	13.3 mm	0.5 inch	4.7 mm	28 mm	32 mm	30 mm	56.7 mm

## Photometric data



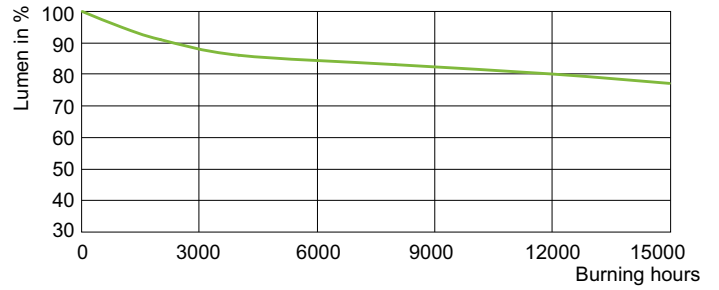
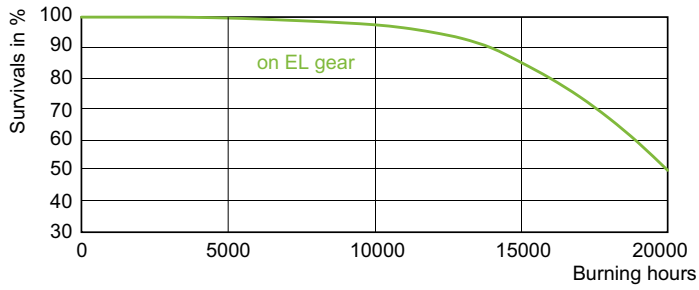
Light Distribution Diagram - MC CDM-Tm Elite Mini 35W/930 GU6.5 ICT



Spectral Power Distribution Colour - MC CDM-Tm Elite Mini 35W/930 GU6.5 ICT

# MASTERCcolour CDM-Tm Elite Mini

## Lifetime



Life Expectancy Diagram - MC CDM-Tm Elite Mini 35W/930 GU6.5 1CT

Lumen Maintenance Diagram - MC CDM-Tm Elite Mini 35W/930 GU6.5 1CT

